



CFO PERFORMANCE REPORT for Community Foundation of the Ozarks (50/50) (b7329702, Reporting)

Account	12/31/2022 Value	Previous Quarter Net Return	Prior Calendar Year Net Return	Calendar Year 2021 Net Return
Community Foundation of the Ozarks (50/50) (57070172, Charitable)	1,739,323	3.82%	(8.51%)	* 0.19%
TOTAL	1,739,323	3.82%	(8.51%)	* 0.19%

Returns for periods exceeding 12 months are annualized.

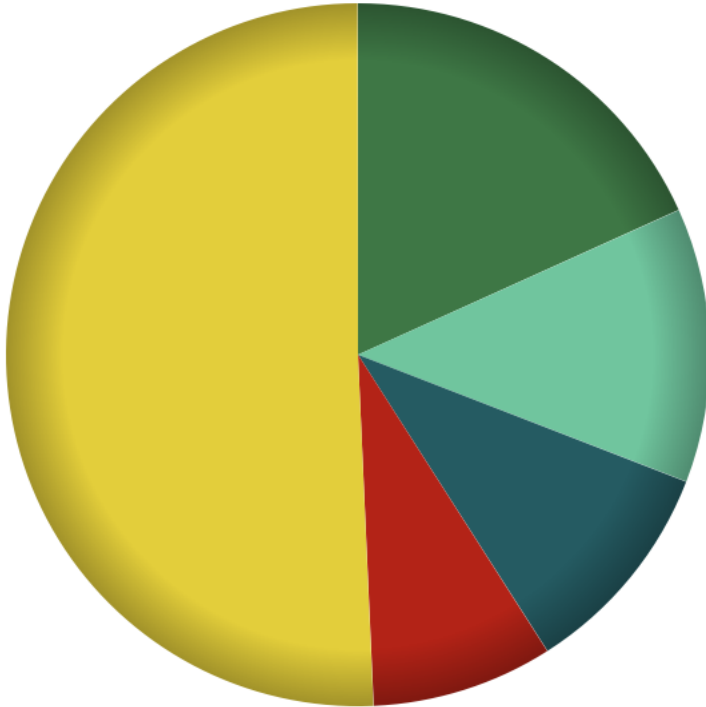
Hover over returns marked with an asterisk(*) to see actual start date for the return.

Services may include investment advisory services provided by FORVIS Wealth Advisors, LLC, an SEC-registered investment adviser and/or accounting, tax and related solutions provided by FORVIS, LLP.

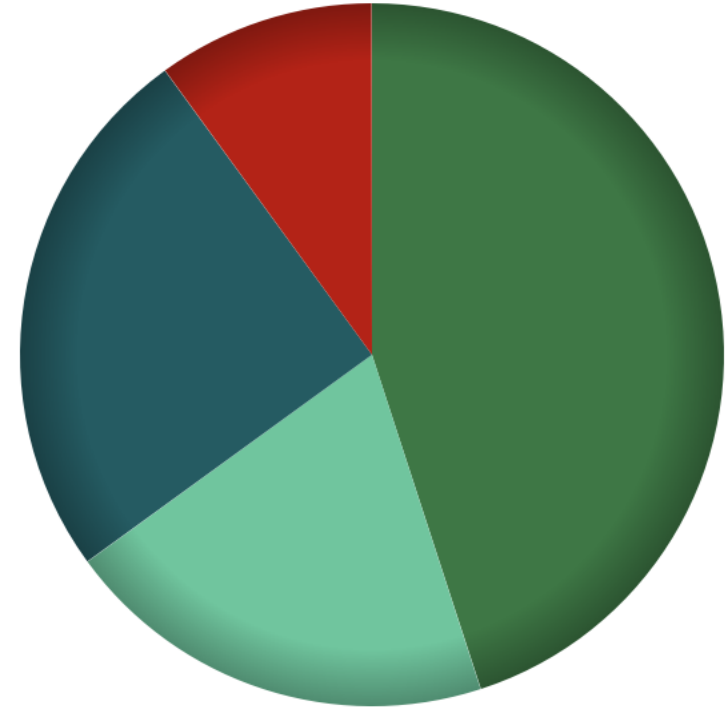
Please contact FORVIS WA, in writing, for changes in your financial situation, investment objectives or if you want to add or modify reasonable restrictions to our investment advisory services, or to direct any specific transactions. Past performance not indicative of future results. Individual account performance information reflects the reinvestment of dividends and is gross of advisory fees unless otherwise noted. FORVIS WA has retained third-party provider, Envestnet/Tamarac, to provide performance reporting. Report does not reflect the impact of taxes on nonqualified accounts. Information for report was provided by the account custodian. Defer to formal tax documents received from account custodian for cost basis and tax reporting purposes. For tax advice, consult your CPA or tax professional. To the extent applicable, FORVIS WA doesn't maintain investment monitoring or performance responsibility for assets and/or accounts designated as unmanaged or restricted. The client and/or its other investment professionals retain exclusive responsibility for the monitoring and performance of such assets and/or accounts. Performance information may or may not be included in all reports.

Community Foundation of the Ozarks (50/50) Asset Allocation

As of December 31, 2022



Current Allocation

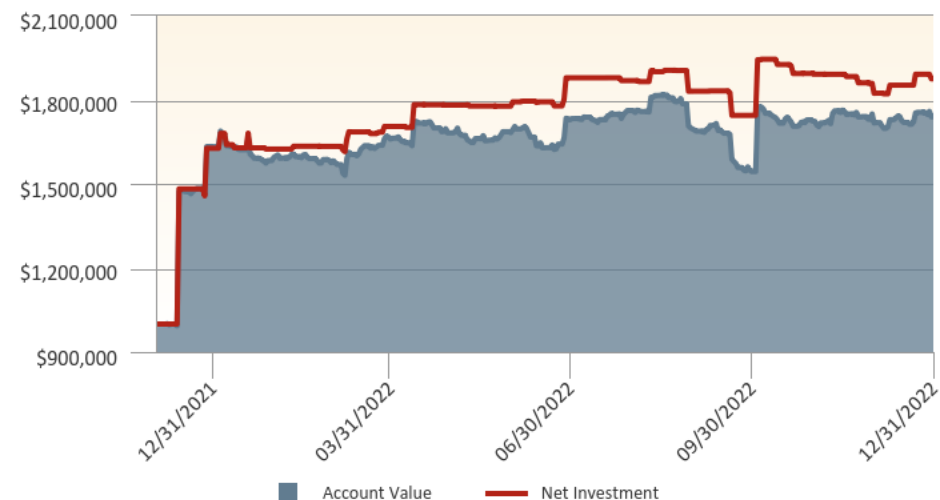


Target Allocation

Asset Class	Current Value	Current Percent	Target Allocation Value	Target Allocation Percent	Dollar Variance	Percent Variance
US Stocks	\$317,567	18.26%	\$782,695	45.00%	(\$465,129)	(26.74%)
International Stocks	\$219,613	12.63%	\$347,865	20.00%	(\$128,252)	(7.37%)
Bonds	\$175,436	10.09%	\$434,831	25.00%	(\$259,394)	(14.91%)
Alternative Investments	\$144,845	8.33%	\$173,932	10.00%	(\$29,087)	(1.67%)
Cash	\$881,861	50.70%	\$0	0.00%	\$881,861	50.70%
Total	\$1,739,323	100.00%	\$1,739,323	100.00%		

Community Foundation of the Ozarks (50/50) Portfolio Value Summary

As of December 31, 2022



	Previous 3 Months	Last 12 Months (D)	Inception to Date (12/2/2021)
Beginning Value	\$1,544,081	\$1,632,829	\$0
Net Contribution	\$130,376	\$247,875	\$1,874,822
Capital Appreciation	\$57,157	(\$155,788)	(\$156,157)
Net Income	\$7,709	\$14,407	\$20,658
Ending Value	\$1,739,323	\$1,739,323	\$1,739,323
Investment Gain	\$64,866	(\$141,381)	(\$135,499)

Figures are net of fees, including management fees.

Community Foundation of the Ozarks (50/50)

Account Performance

As of December 31, 2022

Asset Class	Value	Previous 3 Months Gross Return	Last 12 Months (D) Gross Return	Inception to Date (12/2/2021) Gross Return
US Stocks	\$317,567	7.05%	(18.99%)	* (16.97%)
International Stocks	\$219,613	13.49%	(18.72%)	* (17.15%)
Bonds	\$175,436	1.02%	(9.28%)	* (8.87%)
Alternative Investments	\$144,845	5.91%	(11.46%)	* (9.78%)
Cash	\$881,861	0.33%	1.00%	0.93%
Total	\$1,739,323	3.94%	(8.03%)	(7.29%)
CPI - Seasonally Adjusted		0.46%	6.42%	6.50%
S&P 500 Composite		7.56%	(18.11%)	(13.65%)
S&P 400 MidCap		10.78%	(13.06%)	(8.94%)
Russell 2000		6.23%	(20.43%)	(17.68%)
MSCI EAFE Net		17.34%	(14.45%)	(10.10%)
MSCI EM (Emerging Markets) Net		9.70%	(20.09%)	(18.87%)
Bloomberg US Aggregate		1.87%	(13.01%)	(12.28%)
Bloomberg Municipal Bond		4.10%	(8.53%)	(7.82%)
Wilshire Liquid Alternative		1.73%	(5.65%)	(4.83%)

* Partial period return

Returns for periods exceeding 12 months are annualized.