

# CFO PERFORMANCE REPORT for Community Foundation of the Ozarks (50/50) (57070172, Charitable)

Account	3/31/2022 Value	YTD thru 3/31/22 Net Return	Calendar Year 2021 Net Return
Community Foundation of the Ozarks (50/50) (57070172, Charitable)	1,659,759	(3.14%)	* 0.19%
<b>TOTAL</b>	<b>1,659,759</b>	<b>(3.14%)</b>	<b>* 0.19%</b>

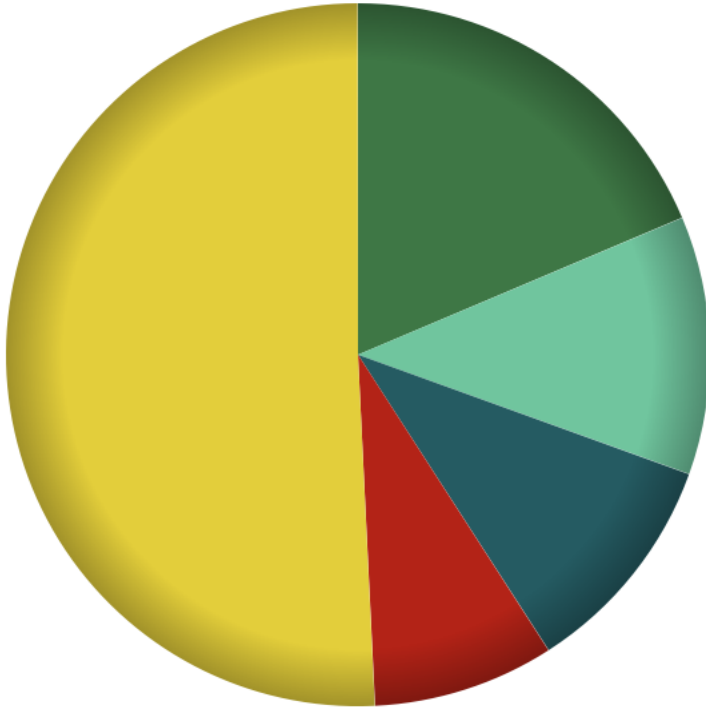
Returns for periods exceeding 12 months are annualized.  
 Hover over returns marked with an asterisk(\*) to see actual start date for the return.

Services may include investment advisory services provided by BKD Wealth Advisors, LLC, an SEC-registered investment adviser and/or accounting, tax and related solutions provided by BKD, LLP.

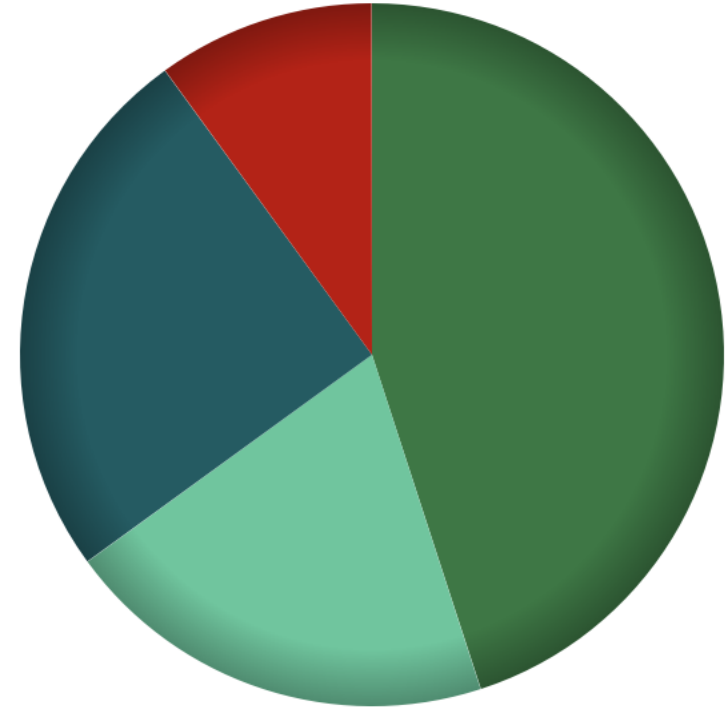
Please contact BKDWA, in writing, for changes in your financial situation, investment objectives or if you want to add or modify reasonable restrictions to our investment advisory services, or to direct any specific transactions. Past performance not indicative of future results. Individual account performance information reflects the reinvestment of dividends and is gross of advisory fees unless otherwise noted. BKDWA has retained third-party provider, Envestnet/Tamarac, to provide performance reporting. Report does not reflect the impact of taxes on nonqualified accounts. Information for report was provided by the account custodian. Defer to formal tax documents received from account custodian for cost basis and tax reporting purposes. For tax advice, consult your CPA or tax professional. To the extent applicable, BKDWA doesn't maintain investment monitoring or performance responsibility for assets and/or accounts designated as unmanaged or restricted. The client and/or its other investment professionals retain exclusive responsibility for the monitoring and performance of such assets and/or accounts. Performance information may or may not be included in all reports.

# Community Foundation of the Ozarks (50/50) Asset Allocation

As of March 31, 2022



Current Allocation

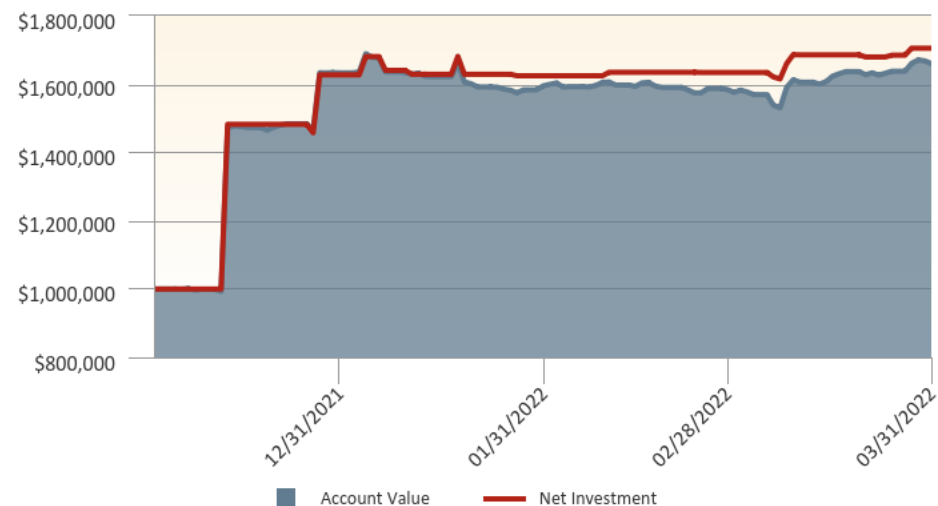


Target Allocation

Asset Class	Current Value	Current Percent	Target Allocation Value	Target Allocation Percent	Dollar Variance	Percent Variance
US Stocks	\$309,372	18.64%	\$746,892	45.00%	(\$437,519)	(26.36%)
International Stocks	\$197,100	11.88%	\$331,952	20.00%	(\$134,851)	(8.12%)
Bonds	\$172,352	10.38%	\$414,940	25.00%	(\$242,587)	(14.62%)
Alternative Investments	\$138,334	8.33%	\$165,976	10.00%	(\$27,642)	(1.67%)
Cash	\$842,600	50.77%	\$0	0.00%	\$842,600	50.77%
<b>Total</b>	<b>\$1,659,759</b>	<b>100.00%</b>	<b>\$1,659,759</b>	<b>100.00%</b>		

## Community Foundation of the Ozarks (50/50) Portfolio Value Summary

As of March 31, 2022



	Previous 3 Months	Inception to Date (12/2/2021)
Beginning Value	\$1,632,829	\$0
Net Contribution	\$77,927	\$1,704,875
Capital Appreciation	(\$51,294)	(\$51,663)
Net Income	\$296	\$6,547
Ending Value	\$1,659,759	\$1,659,759
Investment Gain	(\$50,998)	(\$45,116)

Figures are net of fees, including management fees.

# Community Foundation of the Ozarks (50/50)

## Account Performance

As of March 31, 2022

Asset Class	Value	Previous 3 Months Gross Return	Inception to Date (12/2/2021) Gross Return
US Stocks	\$309,372	(5.41%)	* (4.28%)
International Stocks	\$197,100	(8.24%)	* (7.67%)
Bonds	\$172,352	(5.83%)	* (5.99%)
Alternative Investments	\$138,334	(2.73%)	* (1.58%)
Cash	\$842,600	0.00%	0.00%
<b>Total</b>	<b>\$1,659,759</b>	<b>(2.98%)</b>	<b>(2.79%)</b>
CPI - Seasonally Adjusted		2.71%	3.30%
S&P 500 Composite		(4.60%)	(0.57%)
S&P 400 MidCap		(4.88%)	(1.11%)
Russell 2000		(7.53%)	(5.79%)
MSCI EAFE Net		(5.91%)	(1.96%)
MSCI EM (Emerging Markets) Net		(6.97%)	(7.11%)
Bloomberg US Aggregate		(5.93%)	(6.12%)
Bloomberg Municipal Bond		(6.23%)	(6.11%)
Wilshire Liquid Alternative		(1.81%)	(1.35%)

\* Partial period return